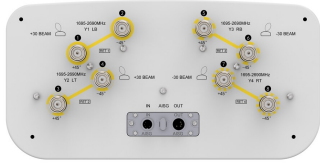


2VV-33B-R4VB



8-port multibeam antenna, 8x 1695–2690 MHz, 33° HPBW, 4xRET

- Enhances network capacity and spectrum utilization when used in six sector applications
- Reduces antenna count to minimize Cap-Ex and Op-Ex costs – 3 antennas required for 6 sector configurations

General Specifications

Antenna Type	Multibeam
Band	Single band
Color	Light Gray (RAL 7035)
Grounding Type	RF connector inner conductor and body grounded to reflector and mounting bracket
Performance Note	Outdoor usage
Radome Material	Fiberglass, UV resistant
Radiator Material	Aluminum
Reflector Material	Aluminum
RF Connector Interface	4.3-10 Female
RF Connector Location	Bottom
RF Connector Quantity, mid band	8
RF Connector Quantity, total	8

Remote Electrical Tilt (RET) Information

RET Hardware	CommRET v2
RET Interface	8-pin DIN Female 8-pin DIN Male
RET Interface, quantity	1 female 1 male
Input Voltage	10–30 Vdc
Internal RET	Mid band (4)
Power Consumption, active state, maximum	10 W
Power Consumption, idle state, maximum	2 W
Protocol	3GPP/AISG 2.0 (Single RET)

Dimensions

Width	397 mm 15.63 in
--------------	-------------------

2VV-33B-R4VB

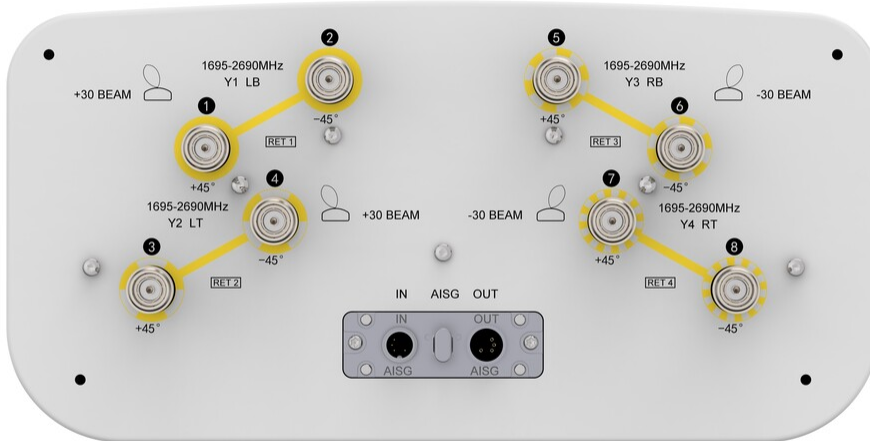
Depth	197 mm 7.756 in
Length	1997 mm 78.622 in
Net Weight, antenna only	21.2 kg 46.738 lb

Array Layout

Array ID	Frequency (MHz)	RF Connector	HPBW	RET (SRET)	AISG No.	AISG RET UID
Y1	1695-2690	1 - 2	33°	1	AISG1	CPXXXXXXXXXXXXXXXXY1
Y2	1695-2690	3 - 4	33°	2	AISG1	CPXXXXXXXXXXXXXXXXY2
Y3	1695-2690	5 - 6	33°	3	AISG1	CPXXXXXXXXXXXXXXXXY3
Y4	1695-2690	7 - 8	33°	4	AISG1	CPXXXXXXXXXXXXXXXXY4

(Sizes of colored boxes are not true depictions of array sizes)

Port Configuration



2VV-33B-R4VB

Electrical Specifications

Impedance	50 ohm
Operating Frequency Band	1695 – 2690 MHz
Polarization	±45°
Total Input Power, maximum	1,000 W
BASTA Version, electrical	BASTA v11

Electrical Specifications

	Y1-Y4	Y1-Y4	Y1-Y4	Y1-Y4
Frequency Band, MHz	1695–1995	1920–2300	2300–2500	2490–2690
RF Port	1-8	1-8	1-8	1-8
Gain, dBi	18.3	19.1	19.8	19.8
Beam Centers, Horizontal, degrees	±30	±30	±30	±30
Beamwidth, Horizontal, degrees	39	35	30	28
Beamwidth, Vertical, degrees	9.8	8.8	7.5	6.9
Beam Tilt, degrees	2–12	2–12	2–12	2–12
USLS (First Lobe), dB	16	21	21	20
Front-to-Back Ratio, Copolarization 180° ± 30°, dB	29	31	30	29
Isolation, Cross Polarization, dB	25	25	25	25
Isolation, Inter-band, dB	26	26	26	26
Isolation, Beam to Beam, dB	26	26	26	26
VSWR Return loss, dB	1.5 14.0	1.5 14.0	1.5 14.0	1.5 14.0
PIM, 3rd Order, 2 x 20 W, dBc	-150	-150	-150	-150
Input Power per Port, maximum, watts	200	200	200	200

Electrical Specifications, BASTA

Frequency Band, MHz	1695–1995	1920–2300	2300–2500	2490–2690
Gain by all Beam Tilts, average, dBi	17.6	18.5	19.4	19.5
Gain by all Beam Tilts Tolerance, dB	±0.9	±0.7	±0.6	±0.4
Beamwidth, Horizontal Tolerance, degrees	±2	±3	±1	±1
Beamwidth, Vertical Tolerance, degrees	±0.7	±0.7	±0.6	±0.4
CPR at Boresight, dB	20	23	26	23

2VV-33B-R4VB

Mechanical Specifications

Wind Loading @ Velocity, frontal	625.0 N @ 150 km/h (140.5 lbf @ 150 km/h)
Wind Loading @ Velocity, lateral	289.0 N @ 150 km/h (65.0 lbf @ 150 km/h)
Wind Loading @ Velocity, rear	270.0 N @ 150 km/h (60.7 lbf @ 150 km/h)
Wind Speed, maximum	200 km/h (124 mph)

Packaging and Weights

Width, packed	492 mm 19.37 in
Depth, packed	317 mm 12.48 in
Length, packed	2197 mm 86.496 in
Weight, gross	32 kg 70.548 lb

Regulatory Compliance/Certifications

Agency	Classification
ISO 9001:2015	Designed, manufactured and/or distributed under this quality management system
UK-ROHS	Compliant


Included Products

BSAMNT-B95-04	-	Wide Profile Antenna Downtilt Mounting Kit for 2.4 - 4.5 in (60 - 115 mm) OD round members. Kit contains one scissor top bracket set and one bottom bracket set.
---------------	---	--

* Footnotes

Performance Note	Severe environmental conditions may degrade optimum performance
-------------------------	---

BSAMNT-B95-04



Wide Profile Antenna Downtilt Mounting Kit for 2.4 - 4.5 in (60 - 115 mm) OD round members. Kit contains one scissor top bracket set and one bottom bracket set.

Product Classification

Product Type Downtilt mounting kit

General Specifications

Application Outdoor

Color Silver

Dimensions

Compatible Diameter, maximum 115 mm | 4.528 in

Compatible Diameter, minimum 60 mm | 2.362 in

Weight, net 4.5 kg | 9.921 lb

Material Specifications

Material Type Galvanized steel

Packaging and Weights

Included Brackets | Hardware

Packaging quantity 2

Regulatory Compliance/Certifications

Agency

CE
ISO 9001:2015

Classification

Compliant with the relevant CE product directives
Designed, manufactured and/or distributed under this quality management system

